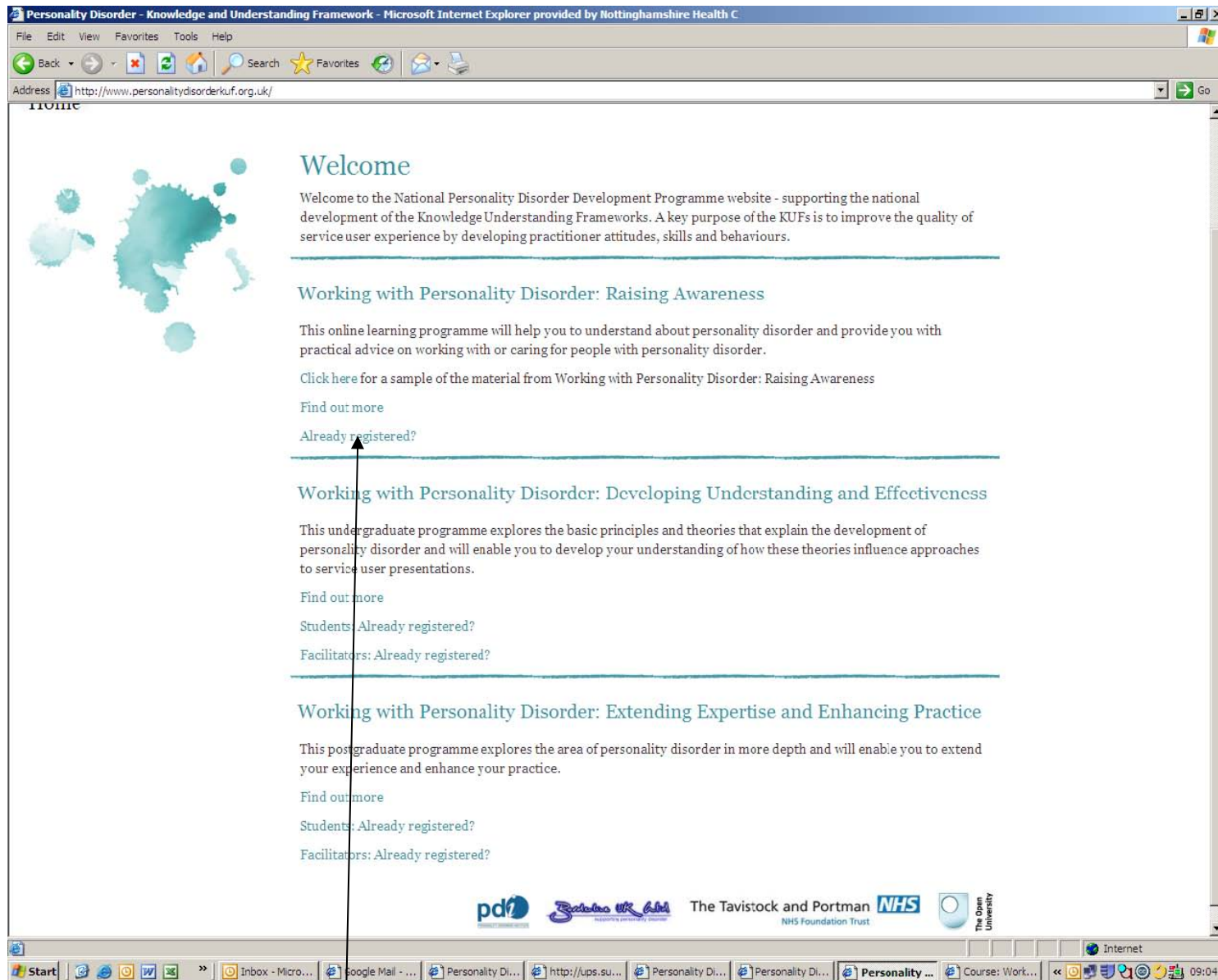


Accessing the Virtual Learning Environment

STEP 1: Open a new browser and go to <http://www.personalitydisorderkuf.org.uk/>
This will open up the page below.

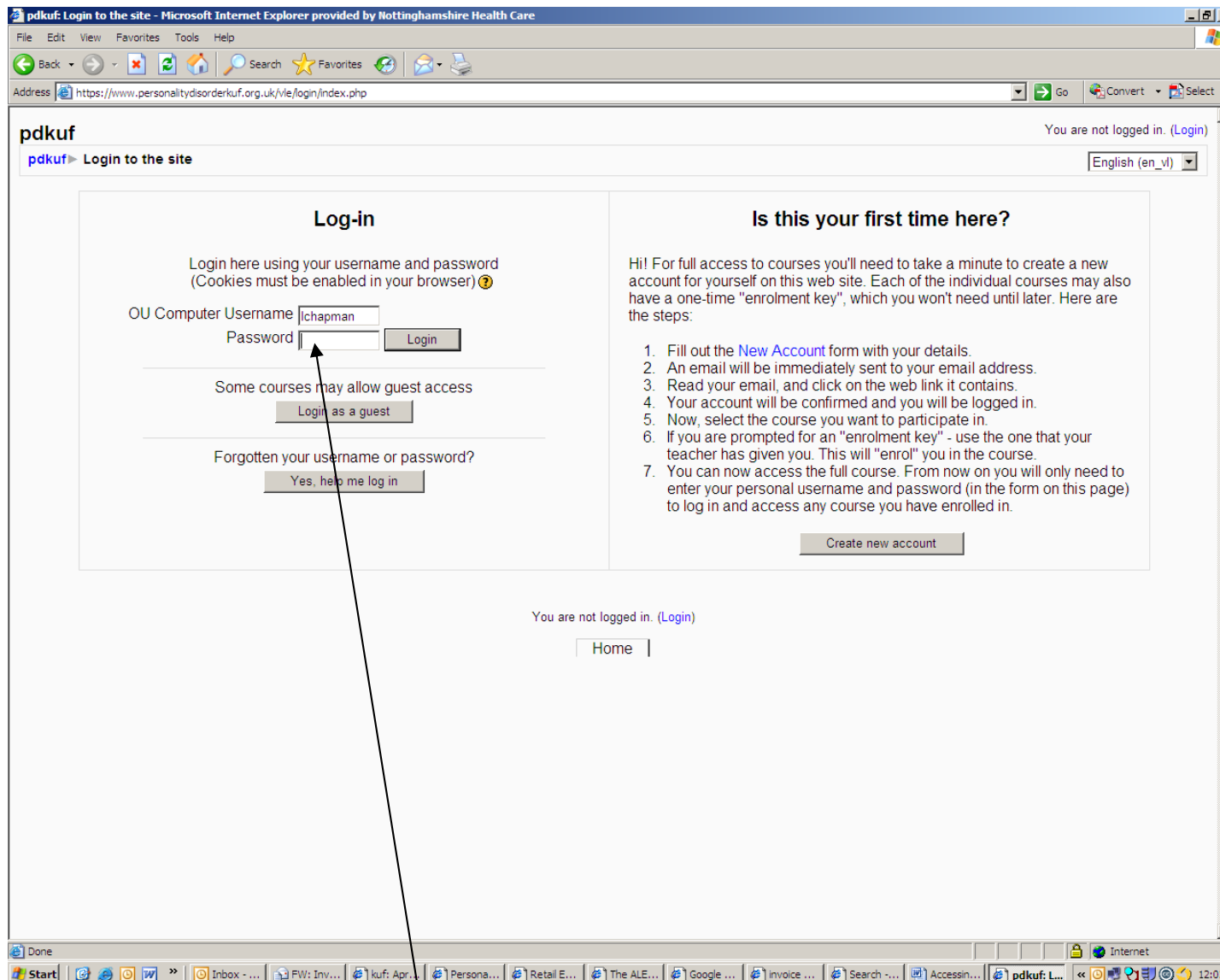


STEP 2: Where it states 'Working with Personality Disorder: Raising Awareness' select 'Already registered?'
This will open up a new link to allow you to enter your login details in order to access the VLE.

If you require any further help or advice when accessing the VLE, please contact Laura Chapman, Academic Administrator on laura.chapman@nottshc.nhs.uk 0115 969 13 00 ext. 10642

Accessing the Virtual Learning Environment

STEP 3: A new window will open showing the below page



STEP 4: Enter your username and password into the boxes provided.

All usernames are in LOWERCASE, for example ✓ **lchapman** and not ✗ **LChapman**

Passwords need to contain the following:

- 1 x capital letter
- 1 x numerical – 1 2 3 4 5 6 7 8 etc
- 1 x special character - ! £ @ # ? > . etc

If you receive an error message, this is usually because your username or password is incorrect. Please email laura.chapman@nottshc.nhs.uk if this is the case and your password can be reset.

Please ensure you write down your username and password during the first training session on the KUF cards which are handed out.

If you require any further help or advice when accessing the VLE, please contact Laura Chapman, Academic Administrator on laura.chapman@nottshc.nhs.uk 0115 969 13 00 ext. 10642

Accessing the Virtual Learning Environment

STEP 5: Once you have logged into the VLE, you should now see this page.

To access the Forum, Wiki, Blog and My Notes, you can select them from the menu in the top left hand corner

The screenshot shows a web browser window displaying the homepage of the Personality Disorder Knowledge & Understanding Framework. The page features a navigation menu on the left with links for Forum, Wiki, Blog, My notes, References, and Acknowledgements. The main content area is titled 'Welcome and Introduction' and lists four modules: Module 1 (What is personality disorder?), Module 2 (Labelling, Myths and beliefs, How does personality disorder affect me?), Module 3 (Recognising personality disorder: Different perspectives, Recognising personality disorder: The past in the present), and Module 4 (Equipping the organisation to work with personality disorder). The right sidebar contains 'Latest course news' and 'Administration' sections. Logos for 'The Tavistock and Portman NHS Foundation Trust', 'The Open University', and 'Sedalia UK Ltd' are visible. A red arrow points from the text above to the 'Wiki' link in the navigation menu, and another red arrow points from the text below to the 'Module 1' title.

These are the Modules which you will need to complete.
You can access them by clicking on the Module Titles.

If you require any further help or advice when accessing the VLE, please contact Laura Chapman,
Academic Administrator on laura.chapman@nottshc.nhs.uk 0115 969 13 00 ext. 10642

Accessing the Virtual Learning Environment

Working through the Modules

Select the Module which you want to study – please see Step 5 above which shows how to access each Module

The screenshot shows a web browser window with the following elements:

- Browser title: Homepage: Module 1: What is personality disorder? - Microsoft Internet Explorer provided by Nottinghamshire Health Care
- Address bar: <http://www.personalitydisorderkuf.org.uk/vle/mod/oucontent/view.php?id=3&direct=1>
- Page header: PERSONALITY DISORDER Working with Personality Disorder: Raising Awareness KNOWLEDGE & UNDERSTANDING FRAMEWORK
- Navigation: Homepage > Module 1: What is personality disorder? Search this document
- Contents sidebar:
 - What is personality disorder?
 - What is personality disorder?
 - A situation from everyday life
 - The factors that might lead to personality difficulties
 - Summary
 - Printable version
 - Edit alternative formats
 - Check document for errors
 - © 2008 The Open University
- Main content area:
 - Within this document you last viewed: Summary
 - Module 1: What is personality disorder?
 - What is personality disorder?
 - Take a few moments to look at these statements as they change.
 - Statements in speech bubbles:
 - Untreatable
 - Attention seeking
 - Everybody's personality is different
 - If they're not mad, they must be bad
 - Heartsink patient

This is an example of Module 1: What is Personality Disorder?

If you require any further help or advice when accessing the VLE, please contact Laura Chapman, Academic Administrator on laura.chapman@nottshc.nhs.uk 0115 969 13 00 ext. 10642

Accessing the Virtual Learning Environment

The screenshot shows a Microsoft Internet Explorer browser window. The address bar contains the URL: <http://www.personalitydisorderkuf.org.uk/vle/mod/oucontent/view.php?id=3&direct=1>. The page content includes a progress bar at the top showing 0% completion. Below it is a quiz question: "Q3. What percentage of people who see their GP will have a Personality Disorder?". There are two sets of radio button options. The first set has options: 0-30%, 30-40%, 40-70%, and 70-100%. The second set has options: 0-10%, 10-30%, 30-60%, and 60-100%. Below the options is an "OK" button. The page contains several paragraphs of text providing background information on personality disorders, including statistics from the Royal College of Psychiatry and a reference to a research paper by Coid et al. (2003). At the bottom of the page, there is a blue button labeled "Next: A situation from everyday life ►". In the bottom right corner, it says "You are logged in as Laura Chapman (Logout)". The browser's status bar at the bottom shows "Done" and "Internet".

At the bottom of each page, you will be able to click through to the next page/module

If you require any further help or advice when accessing the VLE, please contact Laura Chapman, Academic Administrator on laura.chapman@nottshc.nhs.uk 0115 969 13 00 ext. 10642

Accessing the Virtual Learning Environment

Should you wish to return to the Homepage at any point, you can click on the 'Homepage' link in the top left hand corner of every page

The screenshot shows a Microsoft Internet Explorer browser window. The address bar displays the URL: <http://www.personalitydisorderkuf.org.uk/vle/mod/oucontent/view.php?id=3§ion=1.2>. The page header includes the logo for 'PERSONALITY DISORDER KNOWLEDGE & UNDERSTANDING FRAMEWORK' and the text 'Working with Personality Disorder: Raising Awareness'. The navigation bar shows a breadcrumb trail: 'Homepage > Module 1: What is personality disorder? > A situation from everyday life'. A search box is present on the right. The main content area has a 'Contents' sidebar on the left with links to 'What is personality disorder?', 'A situation from everyday life', 'The factors that might lead to personality difficulties', and 'Summary'. The main heading is 'A situation from everyday life' with a sub-heading 'A situation from everyday life'. Below this is a video player with a play button and a progress bar. The video player is currently at 00:00. Below the video player is a section with the text: 'Now take a look at how the different players in this example are feeling. Click on each of the characters to see their thoughts.' This section contains four character portraits in red-bordered boxes: 'Patient 1', 'Receptionist', 'Patient 2', and 'Patient 3'. A blue question mark icon is located to the right of the text. The browser's status bar at the bottom shows 'Done' and 'Internet'.

If you require any further help or advice when accessing the VLE, please contact Laura Chapman, Academic Administrator on laura.chapman@nottshc.nhs.uk 0115 969 13 00 ext. 10642

Accessing the Virtual Learning Environment

Accessing the Forum for your Cohort

From the Homepage, click on the 'Forum' link

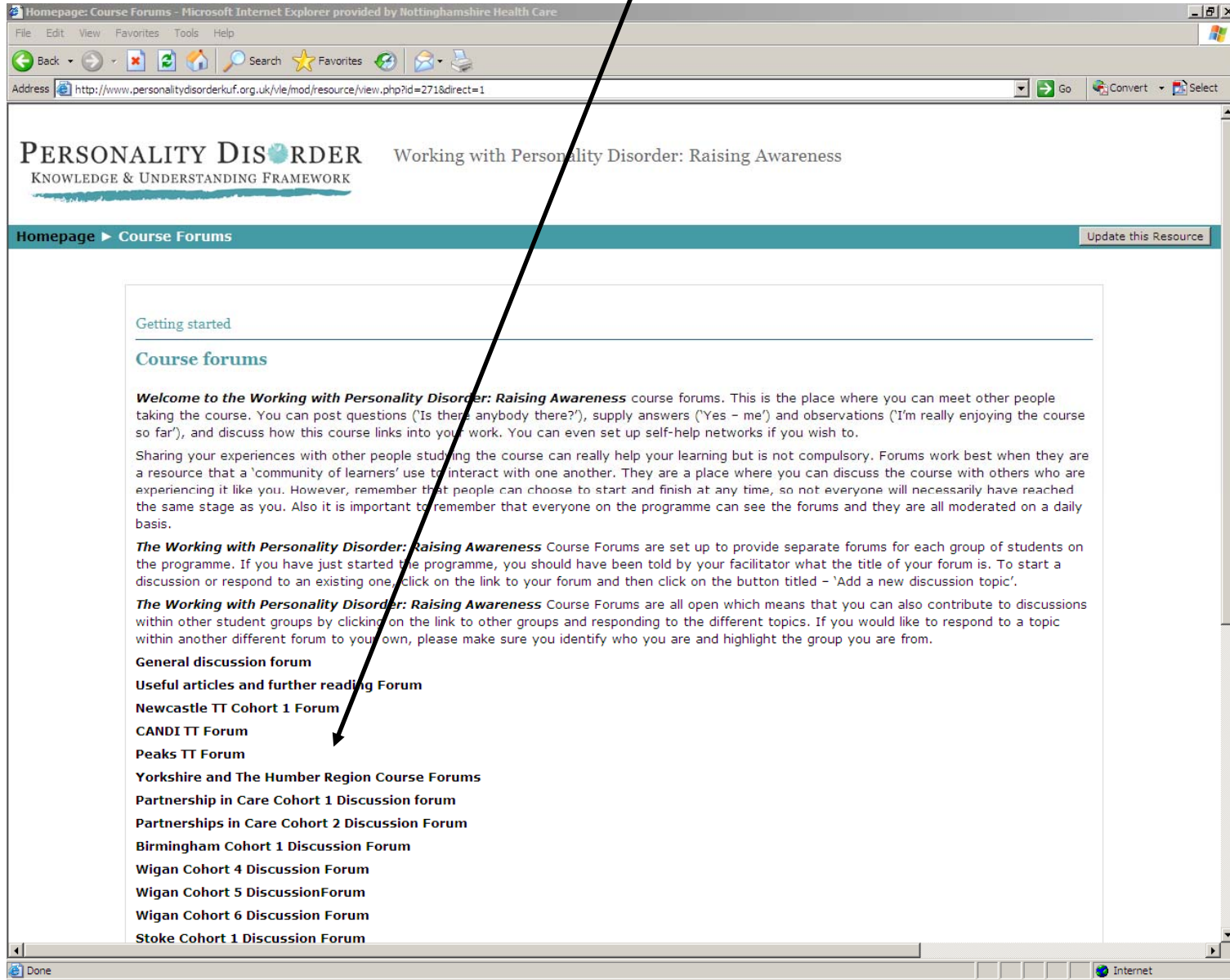
The screenshot shows a Microsoft Internet Explorer browser window displaying the homepage of a VLE. The browser's address bar shows the URL: <http://www.personalitydisorderkuf.org.uk/vle/course/view.php?id=2>. The page header includes the text "PERSONALITY DISORDER KNOWLEDGE & UNDERSTANDING FRAMEWORK" and "Working with Personality Disorder: Raising Awareness". A navigation menu on the left lists: Forum, Wiki, Blog, My notes, References, and Acknowledgements. The "Forum" link is highlighted with a red arrow. The main content area is titled "Welcome and Introduction" and lists several modules: "Module 1: What is personality disorder?", "Module 2" (with sub-items: "Module 2.1: Labelling", "Module 2.2: Myths and beliefs", "Module 2.3: How does personality disorder affect me?"), "Module 3" (with sub-items: "Module 3.1: Recognising personality disorder: Different perspectives", "Module 3.2: Recognising personality disorder: The past in the present"), and "Module 4". A right-hand sidebar contains "Latest course news" with several entries and an "Administration" menu with options like "Turn editing on", "Settings", "Assign roles", "Grades", "Groups", "Backup", "Restore", "Import", "Reset", "Reports", "Questions", and "Files".

If you require any further help or advice when accessing the VLE, please contact Laura Chapman, Academic Administrator on laura.chapman@nottshc.nhs.uk 0115 969 13 00 ext. 10642

Accessing the Virtual Learning Environment

Please select your Cohort from the list outlined on the Forum main page

You will also see listed at the top is a 'General Discussion Forum' and a 'Useful articles and further reading Forum', both of which you may find useful.



If you require any further help or advice when accessing the VLE, please contact Laura Chapman, Academic Administrator on laura.chapman@nottshc.nhs.uk 0115 969 13 00 ext. 10642

Accessing the Virtual Learning Environment

This is how the page should now look after selecting and clicking on your Cohort name.

Homepage: Partnerships in Care Cohort 3 Discussion Forum - Microsoft Internet Explorer provided by Nottinghamshire Health Care

Address: <http://www.personalitydisorderkuf.org.uk/vle/mod/forum/view.php?id=358&direct=1>

PERSONALITY DISORDER Working with Personality Disorder: Raising Awareness
KNOWLEDGE & UNDERSTANDING FRAMEWORK

Homepage ► Partnerships in Care Cohort 3 Discussion Forum [Update this Forum](#)

Welcome to the Partnerships in Care Cohort 3 Discussion Forum. To add a topic, click on the button below.

[Add a new discussion topic](#)

Discussion	Started by	Replies	Last post
Positive and negative perspectives	Neil Gordon	11	Robert Bain 13 April, 15:39
group ground rules	Neil Gordon	7	Mark Oakley 6 April, 15:00
What does personality disorder mean to me?	Victoria Baldwin	2	Mark Oakley 6 April, 14:59
learning expectations, hopes and concerns	Neil Gordon	1	Mark Oakley 6 April, 14:48
useful background reading	Neil Gordon	0	Neil Gordon 6 April, 09:15

[← Homepage](#)

You are logged in as Laura Chapman (Logout)

To respond to a topic, or to read the replies, click on the title of the discussion

If you require any further help or advice when accessing the VLE, please contact Laura Chapman, Academic Administrator on laura.chapman@nottshc.nhs.uk 0115 969 13 00 ext. 10642

Accessing the Virtual Learning Environment

Click on the 'Reply' button

The screenshot shows a Microsoft Internet Explorer browser window displaying a forum page. The browser's address bar shows the URL: <http://www.personalitydisorderkuf.org.uk/vle/mod/forum/discuss.php?id=384>. The page header includes the logo for 'PERSONALITY DISORDER KNOWLEDGE & UNDERSTANDING FRAMEWORK' and the text 'Working with Personality Disorder: Raising Awareness'. The forum breadcrumb trail is 'Homepage > Partnerships in Care Cohort 3 Discussion Forum > useful background reading'. A search bar is visible on the right. The main content area shows a forum post titled 'useful background reading' by Neil Gordon, dated 6 April, 09:15. The post content includes the text 'worth a look' and two PDF attachments: 'breaking_the_cycle_of_rejection.pdf' and 'what_is_pd.pdf'. Below the attachments are the options 'Read by | Edit | Delete | Reply (quote) | Select'. A black arrow points from the text 'Click on the 'Reply' button' to the 'Reply (quote)' button. At the bottom of the post area, there are buttons for 'Summarise selected messages' and 'Export selected messages'. The footer of the page shows navigation links for 'Partnerships in Care Cohort 3 Discussion Forum' and 'Homepage', and a login status: 'You are logged in as Laura Chapman (Logout)'.

If you require any further help or advice when accessing the VLE, please contact Laura Chapman, Academic Administrator on laura.chapman@nottshc.nhs.uk 0115 969 13 00 ext. 10642

Accessing the Virtual Learning Environment

Homepage: useful background reading: useful background reading - Microsoft Internet Explorer provided by Nottinghamshire Health

Address <http://www.personalitydisorderkuf.org.uk/vle/forum/post.php?reply=1215&draft=0&prevdraft=0>

Read by | Edit | Delete

There are required fields in this form marked*.

Your reply

Subject* Re: useful background reading

Message*

Trebuchet 1 (8 pt) Lang B I U S x₂ x₃ [Rich Text Editor Icons]

Type in this text box with your reply. You can use the above toolbar to format your text, i.e. bold, underline

Path: [?]

Format HTML format

Subscription I don't want email copies of posts to this forum

Attachment (Max size: 500KB) [Browse...]

Attachment (Max size: 500KB) [Browse...]

Attachment (Max size: 500KB) [Browse...]

Mail now

Post to forum Save as draft

There are required fields in this form marked*.

← Homepage You are logged in as Laura Chapman (Logout)

Done Internet

Click here 'Post to Forum' to post your text to the forum

If you require any further help or advice when accessing the VLE, please contact Laura Chapman, Academic Administrator on laura.chapman@nottshc.nhs.uk 0115 969 13 00 ext. 10642